

## DOCUMENTATION OF PAYPAL PROCESSING

### 1. Proceed Credit Card payment on PayPal system

(Please note: the language on Paypal depends on „Regional Settings“ of your PC)

Registration → Products → Shopping Basket → **Payment/ Key Request** → Download

Please click the button to continue your Credit Card payment with PayPal.


After you have completed your PayPal payment you will automatically return to the Download page to finish the processing.

PayPal is the preferred way to send secure payments on Signity.biz.  
Buyers can use their credit card (Visa or Master Card) to instantly send a seller payment.

For more information about PayPal please [click here](#).


Please click the button to continue your Credit Card payment with PayPal.  
After you have completed your PayPal payment you will automatically return to the Download page to finish the processing.

**Continue PayPal Processing**




### 2. Select Secure Checkout Payment

Payments by 

 business portal


---

**Checkout** Secure Transaction 

PayPal is the secure payment processor for your seller, **Signity AG**. [Learn more](#) about PayPal.

**Pay To:** Signity AG  
**Payment For:** www.signity.biz order  
**Amount:** \$49.00 USD  
**Shipping & Handling:** \$0.00 USD  
**Total Amount:** \$49.00 USD

---


<p><b>Don't Have a PayPal Account?</b></p> <p>Pay securely using your credit card, or bank account where available.</p> <p>   </p>	<p>OR</p>
--	-----------


<p><b>Have a PayPal Account?</b></p> <p>Login now to pay with your credit card or PayPal balance.</p> <p><b>Email Address:</b> <input type="text"/></p> <p><b>PayPal Password:</b> <input type="password"/></p> <p><a href="#">Forgot your password?</a> <a href="#">Forgot your email?</a></p>	<p><b>Secure Checkout</b> <input type="button" value="Secure Checkout"/></p> <p><input type="button" value="Log In"/></p>
---	---


---

PayPal protects your privacy and security.  
For more information, read our [User Agreement](#) and [Privacy Policy](#).

### 3. Enter Shipping = Invoice address

Payments by  Shipping → Billing → Pay → Done

 business portal

**Shipping Information** Secure Transaction 

Shipping is not required (e.g. online download, gift certificate, or payment for a service).  
 Shipping is required (Please enter address below.)


Country:    
(Billing and shipping address must be in the same country.)


First Name:   
Last Name:   
Shipping Address 1:   
Shipping Address 2:   
City:   
State:   
ZIP Code:  (5 or 9 digits)


**Billing Address:** Is the above address also your credit card billing address?  
 Yes  
 No (If no, we'll ask you for it later.)

PayPal protects your privacy and security.  
For more information, read our [User Agreement](#) and [Privacy Policy](#).


### 4. Enter your credit card information


Payments by  Shipping → **Billing** → Pay → Done

 business portal


**Billing Information** Secure Transaction 

Your payment information is secure and never shared. [Learn More](#)

Card Type:  

Credit Card Number:  

Expiration Date:

Card Verification Number:   (On the back of your card, locate the final 3 digit number)  
[Help finding Card Verification Number](#)

First Name:  (as it appears on card)  
Last Name:  (as it appears on card)

---

Billing Address 1:   
Billing Address 2:   
City:   
State:   
ZIP Code:  (5 or 9 digits)  
Country: United States

---

Email Address:  (You will be emailed a receipt for this transaction.)

Home Telephone:  (Your phone number will not be shared. Click the privacy link for details.  
[Privacy](#))

## 5. Enter the PayPal Security Code

.....

**Security Measure:** Type the letters and numbers displayed in the box. Characters are not case sensitive. [Help](#)

Enter the code as shown below:

**E 9 7 A 8**


.....


**Message to Seller (Optional)** - Enter a message to your seller.

.....

## 6. CONFIRM THE PAYMENT on next PayPal screen

## 7. After the confirmation by PayPal select > RETURN TO SHOP

Zahlungen mit  Versand → Rechnung → Zahlen → Fenster schließen

 business portal

---

**Ihr Kauf wurde abgeschlossen**

Die Zahlung für Ihren Kauf bei Signity AG ist erfolgt. Dieser Kauf wird auf Ihrer Kreditkartenabrechnung als PAYPAL \*SIGNITY AG aufgeführt.

Verwahren Sie diese Belegnummer und die Kontaktinformationen für den Fall, dass Sie sich mit PayPal oder dem Händler in Verbindung setzen möchten. Per E-Mail haben Sie außerdem einen Transaktionsbeleg erhalten.

**Belegnummer:** 0115 3471 0965 5332  
**Firmenname:** Signity AG

.....

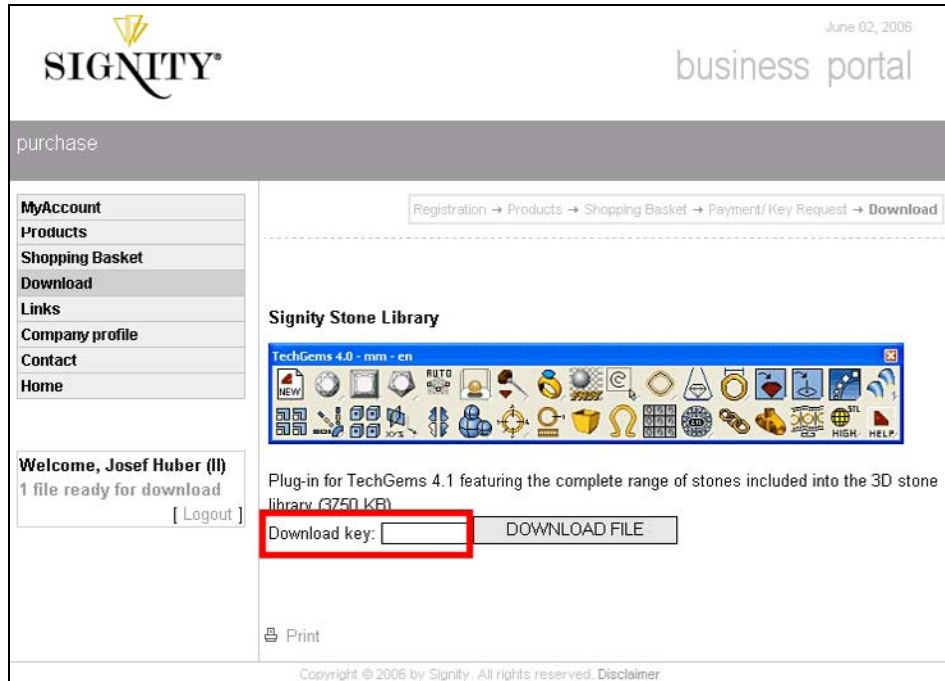
**Bezahlen Sie beim nächsten Einkauf mit PayPal.**  
Willkommen zurück! Sie haben PayPal bereits 3 Mal für Online-Zahlungen verwendet. Indem Sie Ihre Informationen bei PayPal speichern, können Sie auch weiterhin schnelle, einfache und sichere Online-Zahlungen vornehmen.

- Als Inhaber eines Basiskontos können Sie kostenlos Zahlungen an jeden Inhaber einer E-Mail-Adresse senden bzw. empfangen.
- Steigern und vereinfachen Sie Einkäufe bei Ihren beliebtesten Online-Händlern, indem Sie jetzt für ein PayPal-Konto eröffnen.
- Speichern Sie Ihre Zahlungsinformationen sicher ab, damit Sie sie nicht bei jedem Online-Kauf erneut eingeben müssen. Ihre Finanzinformationen werden niemals offen gelegt.

---

8. ENTER YOUR DOWNLOAD KEY

(you will receive the key via eMail immediately after the payment)  
and DOWNLOAD the file



9. SAVE THE FILE on harddisk

